



LR65566

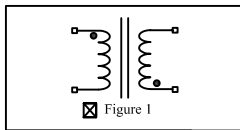
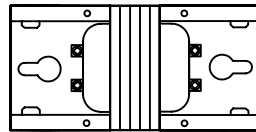
Tel: (450) 449-0412 ; 1-866-540-0412 Fax: (450) 449-9115 ; 1-866-499-9115

# SÉRIE DC SERIES

## GROUP A 120-24 V : DC \_\_\_\_\_ EB

### SPÉCIFICATIONS ÉLECTRIQUES / ELECTRICAL SPECIFICATIONS

50VA@500VA

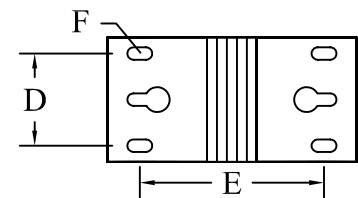
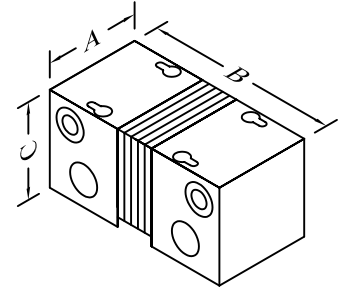
PHASE: FRÉQ./FREQ: CLASSE ISOL.  
INSUL. CLASS ÉLÉV. TEMP.  
TEMP. RISE NIV. DE BRUIT  
SOUND LEVEL TENSION / VOLTAGE  
PRIMAIRE / PRIMARY E = 120TENSION / VOLTAGE  
SECONDAIRE / SECONDARY B = 24

VUE DE DESSUS (SANS COUVERCLES)

TOP VIEW (W/O COVERS)

**Terminaux à vis: 8-32"****Screw terminals: 8-32"**

SÉRIE DC SERIES

VUE DE DESSOUS / BOTTOM VIEW  
TYPE FERMÉ / CLOSED TYPE

### SPÉCIFICATIONS MÉCANIQUES / MECHANICAL SPECIFICATIONS: ( dimensions : pouces/inches).

Modèle/Model	VA	A	B	C	D MTG	E MTG	E MTG	LBS	KG
DC 9911EB	50	2.63	5.02	2.50	1.76	3.52	0.25*0.50	2.16	0.98
DC 9912EB	100	3.06	5.80	2.86	1.75	4.25	0.25*0.50	3.23	1.47
DC 9913EB	150	3.75	6.38	3.55	2.50	4.75	0.25*0.50	5.37	2.44
DC 9914EB	200	3.75	6.88	3.50	2.50	5.28	0.25*0.50	6.89	3.13
DC 9937EB	250	4.50	6.60	4.12	2.50	5.00	0.25*0.63	9.30	4.22
DC 9938EB	350	4.50	7.60	4.12	2.50	6.00	0.25*0.63	12.9	5.86
DC 10125EB	500	5.25	8.60	4.75	3.75	7.00	0.25*0.63	15.6	7.08

Toutes les dimensions sont approximatives. Spécifications peuvent changer sans préavis. All dimensions and weights are approximate. Specifications may change without notice.

**TRANSFAB** **TMS**  
magnetic solutions

NUMÉRO DE MODÈLE:  
MODEL NUMBER:  
DC \_\_\_\_\_ EB

ZONE	REV	REVISION	DESCRIPTION	DATE	APPROVAL APPROB.	Dessiné par: Drawn by:	RS	DWG NO. 71CUDCGRA	REV 01
DATE: APRIL/14/11						PAGE: 1 de 1			